



Kimber®

**For a replacement Instruction & Safety Manual,
please write or call:**

**Kimber Mfg., Inc.
One Lawton Street
Yonkers, NY 10705
1-800-880-2418
www.kimberamerica.com**

For chemical emergency - spill, leak, fire, exposure
or accident - call Infotrac day or night at 1-800-535-5053.
Outside the United States call collect at 1-352-323-3500.

Manufactured by Piexon AG
Buetzbergstrasse 1 CH-4912 Aarwangen / Switzerland

Distributed by Kimber Mfg., Inc.
1 Lawton Street, Yonkers, NY 10705

Patents for the Jet Protector Technology - U.S. patent number 6,951,070 and design 451,165 are owned by Piexon Ltd., Switzerland. Model deposited. Guardian Angel and Jet Protector are registered trademarks of Piexon Ltd./Switzerland. Kimber and PepperBlaster are registered trademarks of Kimber Mfg., Inc. Any violation of these intellectual properties will be prosecuted. All rights reserved. Copyright 2009, Kimber Mfg., Inc.

Kimber®

PepperBlaster® PepperBlaster II®



Professional less-lethal self defense devices.

INSTRUCTION & SAFETY MANUAL

**Thank you for purchasing PepperBlaster® –
the most revolutionary less-lethal self defense
device available today.**

For chemical emergency - spill, leak, fire, exposure
or accident - call Infotrac day or night at 1-800-535-5053.
Outside the United States call collect at 1-352-323-3500.

CAUTION: STRONG IRRITANT. KEEP OUT OF REACH OF CHILDREN. This product contains 10% oleoresin capsicum at 4 million SHU, approximately 2.4% capsaicinoids, a strong irritant derived from cayenne peppers. Volume: .21 oz. (6 mL) per charge. In case of contact with skin and eyes, flush with water and expose to fresh air. Do not apply salves, creams, oils or lotions as symptoms may worsen. Seek immediate medical attention if symptoms persist or worsen after 45–60 minutes.

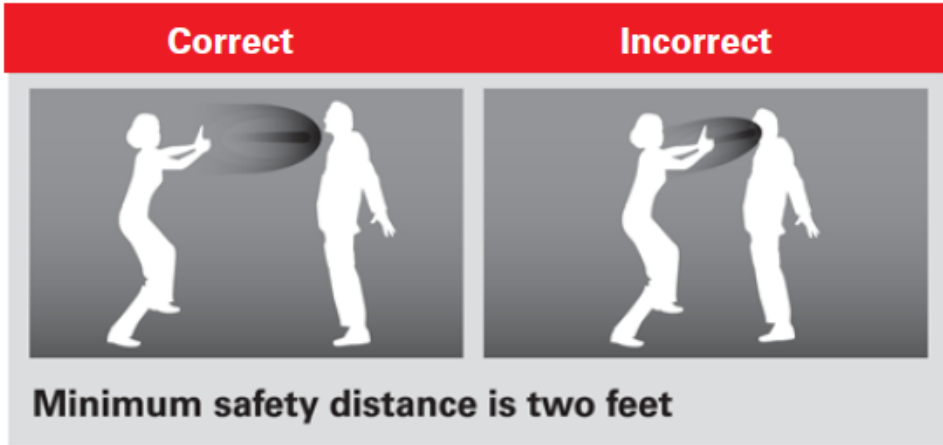
Do not expose to temperatures below -4F (-20C) or above 176F (80C). Effective range is up to 13 feet. Do not use at a distance of less than 2 feet (minimum safe distance).

NOT FOR SALE TO MINORS OR WHERE PROHIBITED BY STATE OR LOCAL LAW. Use of this device for any purpose except lawful self defense may be a crime punishable by imprisonment, fine or both. PepperBlaster should be properly discarded after the expiration period. Always store safely and securely. Read this Instruction and Safety Manual prior to use. Failure to do so may result in serious injury. Devices marked "TRAINER" do not contain any liquid irritant. They are intended for training and demonstration purposes only—not self defense.

PepperBlaster is an effective and reliable personal protection device. It releases a potent liquid irritant intended to temporarily disable a threat at a safe distance without causing permanent injury or death. The manufacturer and distributor of PepperBlaster do not guarantee the product's effectiveness as a self defense device. PepperBlaster may be harmful to the user if handled improperly.

There is a risk of injury to eyes if used at a distance of less than two feet between the nozzle and the face of an assailant. Do not expose to temperatures below -4°F (-20°C) or above 176°F (80°C). Do not press nozzle against any surface and pull trigger. Never directly expose to extreme heat or flame. Do not force any sharp object into nozzle as function could be compromised and the irritant may be accidentally released. Improper handling or storing may compromise both function and safety. Read and follow all instructions carefully. Do not carry or use PepperBlaster until instructions are completely understood.

- PepperBlaster is NOT A TOY! Keep out of reach of children. Safe and secure storage is the owner's responsibility!
- Always point PepperBlaster in a safe direction. Never point PepperBlaster at anyone or anything unless intending to discharge it.
- Do not touch the nozzles of discharged unit as they may be contaminated with the liquid irritant.
- Do not allow PepperBlaster to be handled or used by individuals unfamiliar with its safe and proper operation.
- Do not point or discharge PepperBlaster at the eyes of the assailant at a distance of less than 2 feet from the nozzles of PepperBlaster to the eyes of the assailant.
- Minimum safety distance is two feet.



For added security against unintentional discharge, PepperBlaster is equipped with a swing-away trigger guard. To access the trigger, place the tip of your index finger against the swing-away trigger guard and push to the side. The guard swings away, allowing access to the trigger. To discharge, pull the trigger back with steady pressure.



PepperBlaster is warranted to be free from defects in materials and workmanship within the expiration period shown on the product and packaging. Any warranty is limited to replacement of the defective unit. Expressly excluded from this warranty are defects caused by faulty handling, misuse or abuse.

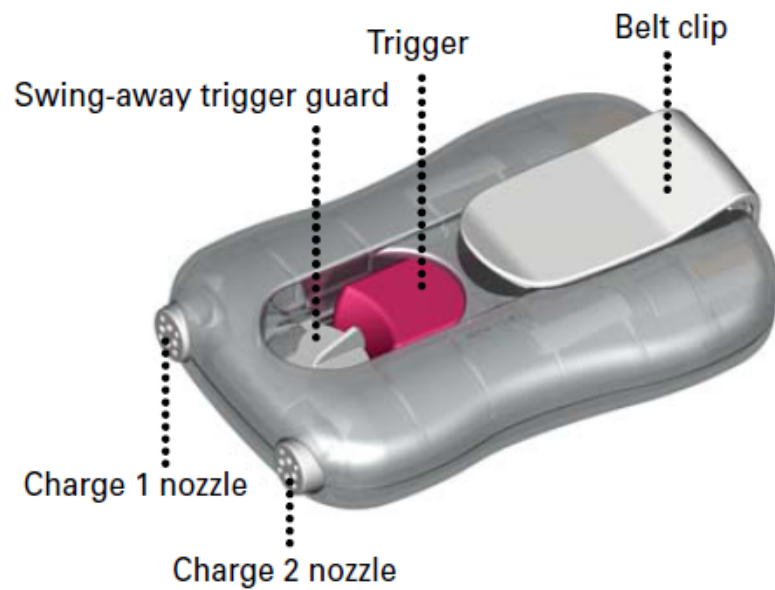
Any implied warranties, including those of merchantability or fitness for a particular purpose, are excluded. Under no circumstances shall Kimber Mfg., Inc. be responsible for incidental or consequential damages with respect to economic loss or injury to person or property, whether as a result or breach of express or implied warranty, negligence, or otherwise.

Disposal

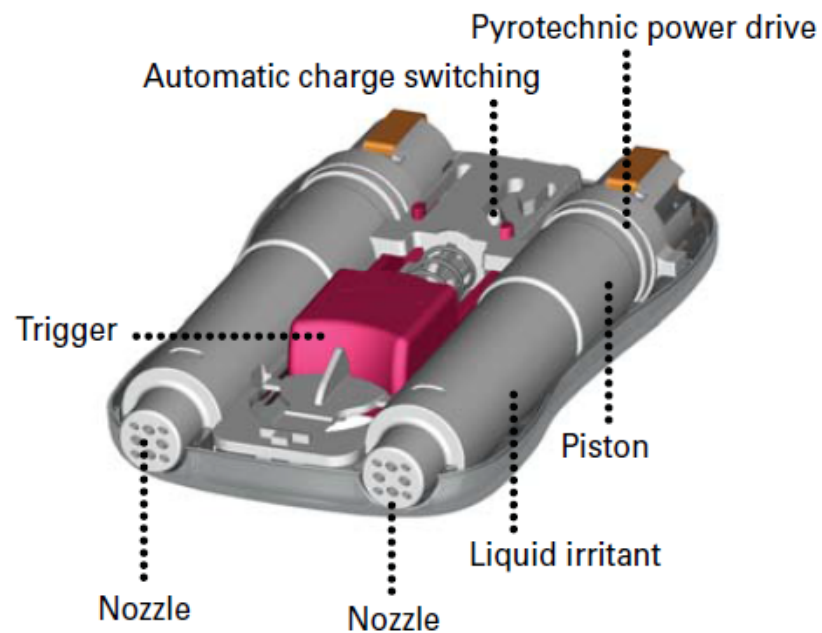
Upon reaching the expiration date or deciding to dispose of an unused PepperBlaster, discharge both blasts in a safe outdoor area prior to disposal according to applicable regulations. Never dispose of a PepperBlaster before discharging both blasts.

PepperBlaster Overview

Operating Parts

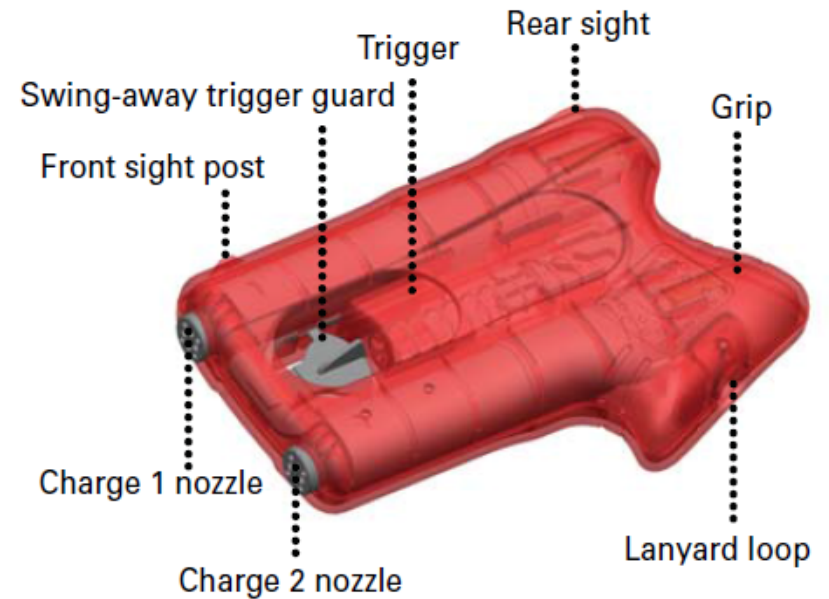


Internal View

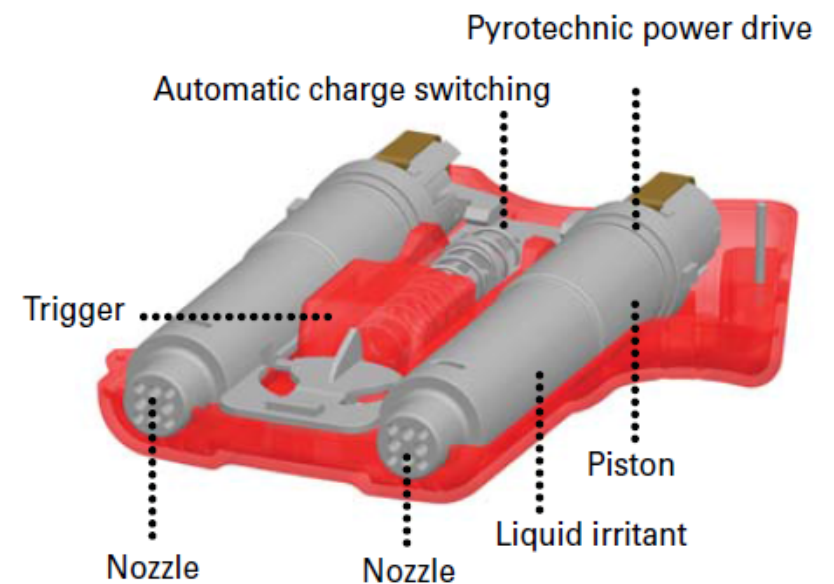


PepperBlaster II Overview

Operating Parts



Internal View



Unpacking & Operation

The original packaging contains a PepperBlaster device along with this Manual. Read these instructions carefully prior to further handling, carry or use. PepperBlaster is ready to use as packaged.

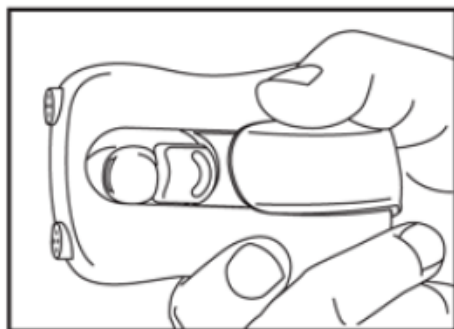
PepperBlaster is equipped with a swing-away trigger guard. To access the trigger, place the tip of your index finger against the swing-away trigger guard and push to the side. The guard swings away, allowing access to the trigger.

To properly operate PepperBlaster, aim at the face of the assailant and pull the trigger firmly. Pull the trigger only when prepared to discharge PepperBlaster! Effective range is 2 feet to

approximately 13 feet. Each PepperBlaster has two separate charges filled with liquid irritant. Upon pulling the trigger, a high-speed (90 mph) liquid jet containing the irritant will be released.

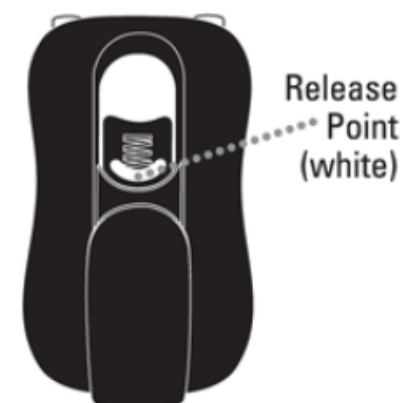
A power drive activated by pulling the trigger produces the necessary pressure to accelerate the liquid irritant. PepperBlaster's power drive ensures no loss of pressure at temperature extremes.

PepperBlaster contains two separate blasts of liquid irritant. Immediately after discharging the first blast and releasing the trigger, the device is capable of delivering the second blast by firmly pulling the trigger a second time. The trigger has a resistance of 6.6 pounds. PepperBlaster is not reloadable.



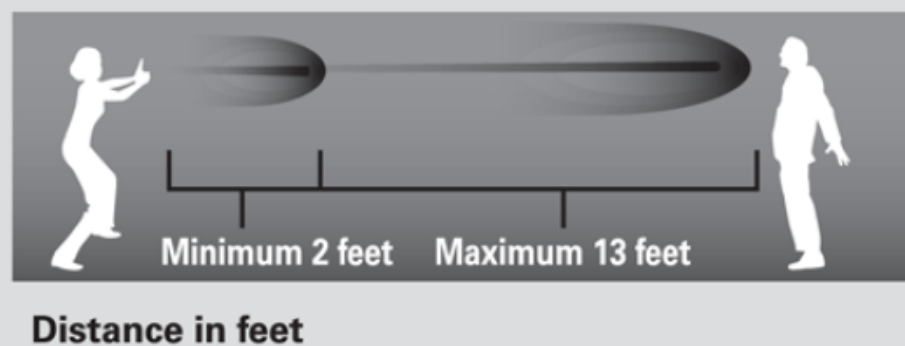
Unpacking & Operation, continued

To assist in verifying PepperBlaster's readiness, each device has a white release point on both sides of the trigger. If release points are visible outside the casing, the PepperBlaster is ready for use and has not been discharged. If the release points are not visible, this indicates that at least one of the discharges has been released.



Unlike common pepper sprays, PepperBlaster is not a pressurized container. Therefore, PepperBlaster does not lose pressure from temperature, leaking or with age. PepperBlaster is not waterproof. However, the power drive is water resistant and water should not affect the proper operation of the PepperBlaster. It is recommended to allow the device to completely dry if exposed to water. PepperBlaster can be used reliably up to a distance of approximately 13 feet. The design of the nozzle spreads the liquid irritant for a higher degree of accuracy. The jet has a diameter of approximately 12 inches at a distance of 13 feet, yet even at the minimum distance of 2 feet, the liquid irritant covers the face of the assailant.

Range of PepperBlaster

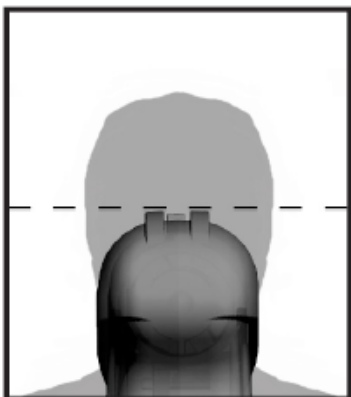


PepperBlaster

PepperBlaster's sleek design allows the user to simply point and discharge the device. While there is no single method to assist in aiming, one suggestion is to extend the index finger along the length of PepperBlaster, point at the assailant's face and pull the trigger with the middle finger.

PepperBlaster II

Align the sights so that front sight post is both visible and horizontally-centered between the notch of the rear sight. Sights should point in the center of the assailant's face.



Capsaicin, or oleoresin capsicum (OC), is an extract of the cayenne pepper plant. OC is the most effective inflammatory agent available today, and is successfully used by law enforcement professionals as well as military personnel around the world. OC has been proven superior to both CS and CN tear gas when used against assailants under the influence of drugs or alcohol.

The liquid irritant discharged from PepperBlaster is immediately effective upon contact with the face of an assailant. The OC works rapidly as an inflammatory agent to the skin, eyes and mucous membranes. The result is a severe burning sensation, temporary blindness, coughing and nausea with extreme discomfort.

The high velocity of each blast improves the chance that the liquid irritant will penetrate around eyeglasses, through cloth face masks and other masks with eye openings. Upon contact, the eyes of the assailant should immediately close and the effects will likely be felt within seconds. Symptoms typically last for 45–60 minutes with no lasting after-effects.

Visit www.PepperBlaster.com for information on product updates and available accessories.

CAUTION: STRONG IRRITANT. KEEP OUT OF REACH OF CHILDREN.

This product contains 10% oleoresin capsicum at 4 million SHU, approximately 2.4% capsaicinoids, a strong irritant derived from cayenne peppers. In case of contact with skin and eyes, flush with water and expose to fresh air. Do not apply salves, creams, oils or lotions as symptoms may worsen. Seek immediate medical attention if symptoms persist or worsen after 45–60 minutes.

Contaminated clothing should also be washed prior to wear to prevent irritation. The liquid irritant causes inflammation to the eyes, mucous membranes and skin.

Operation Mode:	Trigger-operated percussion primer, automatic charge switching, pyrotechnic power driven piston.
Content:	Two separate charges of oleoresin capsicum liquid irritant.
Minimum Safe Discharge Distance:	2 feet (.61m)
Maximum Effective Range:	13 feet (4m)
Charge Velocity:	90 mph (132 fps - 40m/s)
Charge Volume:	.21 oz. (6 ml)
Liquid Irritant:	10% OC (oleoresin capsicum) with approximately 2.4% capsaicinoids in solution.
Operating Temperature:	-4°F to 176°F (-20°C to 80°C)
Trigger Resistance:	6.6 lb (3 kg)
Safety Device:	Swing-away trigger guard reduces risk of unintentional discharge.

Please read instructions and warnings carefully. Make sure they are understood before handling, carrying, storing or using PepperBlaster.

Do not allow PepperBlaster to be handled or used by individuals unfamiliar with its safe and proper operation.

PepperBlaster is NOT A TOY! Keep out of reach of children. Safe and secure storage is the owner’s responsibility!

1. Not to be sold to minors or where prohibited by law.
2. Purchase, possession and/or use of this product may be regulated and/or prohibited by law in some jurisdictions.
3. Check with TSA or airline regarding any travel restrictions.

Possession may be prohibited in certain federal and state buildings. Use for any purpose except lawful self defense may be a crime punishable by imprisonment, fines or both. Be certain of your target and avoid exposing others to the liquid irritant.

REMEMBER: Your best self defense is to avoid or deter attacks, rather than rely on any self defense product. Avoid dangerous, isolated and poorly-lit areas. Travel with others whenever possible. Use common sense and reasonable precautions to avoid situations where self defense may become necessary.

It is recommended that civilian users attend a self defense and/or pepper spray course taught by a qualified instructor. Information on such courses can be obtained from many local firearms dealersshooting ranges, or police departments.