

TORNADO® LIMITED TWO-YEAR WARRANTY

All **RUGER STUN GUN** products are guaranteed for two years from purchase date to be free from defective materials and workmanship.

1. The warranty does not cover damage resulting from accident, misuse or abuse, lack of reasonable care, moisture, the affixing of any attachment not provided with the device, loss of parts or recharging the device in any manner not in accordance with the included instructions.
2. The warranty will be voided if the device has been opened or tampered with in any way (unless by an authorized dealer) or if any unauthorized replacement parts have been used.

TO OBTAIN SERVICE:

For technical support or assistance with your Ruger stun gun product, please call 877-460-0939. Damage or loss occurring during shipment is not covered by this warranty. A copy of sales receipt or proof of purchase must be provided when returning for warranty replacement.

CONDITIONS OF SALE:

Purchase of this device is an agreement by the purchaser/user to hold all sellers and manufacturers harmless of all liabilities and damages. The purchaser/user assumes all responsibility for the use and misuse of this device. Check your state and local laws in regard to the purchase, possession and/or use of stun guns.

For technical assistance or further information,
Contact TORNADO PERSONAL DEFENSE PRODUCTS,
at 877-460-0939.



031113

Distributed by: Tornado Personal Defense Systems, Inc.
1465 Slater Road, Ferndale, WA 98248 | 877-460-0939

WWW.GETTORNADO.COM



RUGER®

1MV STUN GUN with LED FLASHLIGHT

HAVE A PLAN AND ALWAYS BE PREPARED!



- Ultra bright LED bulb
- Ni-MH rechargeable battery
- 100V-240V wall charger
- Wrist strap for added security
- Heavy nylon case with belt clip
- Optional car charger available



PATENT # US D611,115 S

1 MILLION VOLTS

Powered by Tornado®

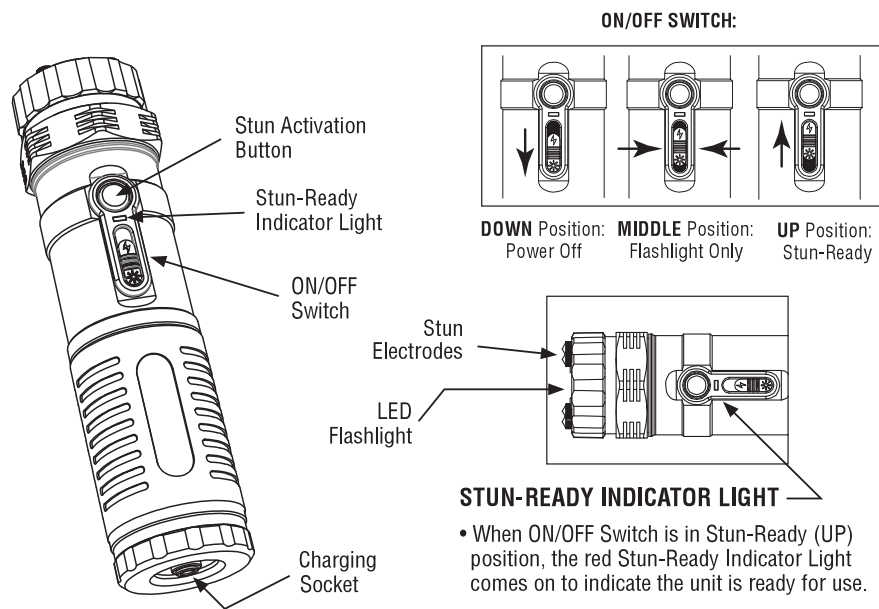


READ THESE INSTRUCTIONS BEFORE CHARGING AND BEFORE USE.

WARNING: This product must always be used in accordance with these instructions. Misuse or careless use can cause serious injury or death.

- Keep these instructions in a safe place for future reference.
- This device is not water-resistant. Keep away from water, rain, etc. If any liquid or foreign object has entered the device, discontinue use and consult your authorized dealer.
- Do not touch the internal parts of the device. These are high tension circuits that may cause severe electric shock.
- Do not open, disassemble or modify this device, as it may cause damage to the device. For internal repairs, consult your authorized dealer.
- Keep away from flammable materials.
- Never store near hot objects, in direct sunlight or at a temperature above 140°F.
- Keep out of reach of children.
- Use only in a lawful manner. Check state and local laws for stun gun restrictions.
- Do not discharge the device into the air for more than 1 second at a time. Continuous firing for a longer duration can damage device and will void the warranty.
- This device may only be sold to a person 18 years or older.

YOUR RUGER 1MV STUN GUN



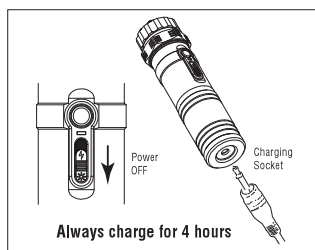
CHARGING

NOTE: If flashlight feature is working, but the stun gun is not working, the device is not defective, please recharge immediately.

- The body of device may become warm while charging.
- Charging at temperatures below 40°F and above than 95°F adversely affects lifetime of batteries.
- If the device has not been used for at least 2 months, it must be recharged for 4 hours.

Charging with Wall Charger:


- Make sure the device is turned OFF, with safety switch in DOWN position for charging.
- Connect the wall charger to the charging socket of the unit, then to wall outlet. Can be charged with 100V-240V 50/60Hz AC power.
- The battery should be charged for 4 hours.



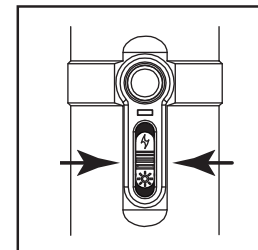
Charging with Optional In-Car Charger:

- Make sure the device is turned OFF, with safety switch in DOWN position for charging.
- Connect In-Car Charger to charging socket of the device, then to vehicle's 12 volt outlet.
- The blue charging indicator light on charger will come on, showing that the battery is charging.
- The charging indicator light will go off when the In-Car Charger is removed from the device or from vehicle's outlet.

USE AS A FLASHLIGHT



OUR EXCLUSIVE GLOW STRIP HELPS YOU FIND YOUR RUGER 1MV STUN GUN IN THE DARK!



Turn on the LED Flashlight by pushing the ON/OFF switch to center position.

USE AS A STUN GUN

USE A RUGER STUN GUN ONLY AS A DEFENSIVE WEAPON. This device may be carried at all times, including while walking, jogging, hiking, bicycling, etc. The Ruger stun gun should only be used when you would be justified to prevent an unwanted encounter. First and foremost, always be aware of your surroundings and try to avoid such encounters.

TURN ON/OFF SWITCH TO ON. Push Stun Activation Button to discharge. Keep your hands and other body parts away from Stun Electrodes as severe shock may occur.

A SHORT BLAST (1/4 second) will startle an attacker, cause minor muscle contractions and can have a repelling effect.


A MODERATE BLAST (1-4 seconds) can cause attacker to fall and can cause mental confusion. It may make the attacker unwilling to continue the attack, but the attacker will be able to get up almost immediately.

A FULL BLAST of 5 seconds can immobilize an attacker, causing disorientation, loss of balance, falling to the ground, weakness and leave the attacker dazed for several minutes afterwards.

THE STUN GUN CHARGE will have an effect anywhere on the body, but the maximum effect is in areas marked with an "X" in the drawing.

While using a Ruger stun gun, you cannot suffer a charge back to your own body, even if the attacker is holding you.

BATTERIES: Test fire your Ruger stun gun periodically for familiarity, performance and reliability. You should recharge when electrical arc gets weak.



ALWAYS keep stun guns out of the reach of children. Keep away from flammable gasses, as an explosion may occur. Must be 18 to purchase. ID check required. Check state and local laws regarding stun gun purchase, possession and usage.